


# **STOR 320.1**

## **Data Transformation I**

# Introduction

- Read Chapter 3 (5 on-line)
- Goal: Their Data  Your Data
- Covers:
  - Data Subsetting
  - Data Ordering
  - Variable Selecting
  - Variable Creating
- Help: dplyr Package in R

# NYC Flights Meta Data

- Requirements:

```
> install.packages(nycflights13)  
> library(nycflights13)
```

- All 2013 Flights from NYC  
- US Bureau of Trans. Statistics
- To View all Data, Use `> View(flights)`
- For more information, `> ?flights`

```

> flights
# A tibble: 336,776 x 19
  year month   day dep_time sched_dep_time dep_delay arr_time sched_arr_time
  <int> <int> <int> <int>         <int>         <dbl>     <int>         <int>
1  2013     1     1     517           515             2         830           819
2  2013     1     1     533           529             4         850           830
3  2013     1     1     542           540             2         923           850
4  2013     1     1     544           545            -1        1004          1022
5  2013     1     1     554           600            -6         812           837
6  2013     1     1     554           558            -4         740           728
7  2013     1     1     555           600            -5         913           854
8  2013     1     1     557           600            -3         709           723
9  2013     1     1     557           600            -3         838           846
10 2013     1     1     558           600            -2         753           745
# ... with 336,766 more rows, and 11 more variables: arr_delay <dbl>,
#   carrier <chr>, flight <int>, tailnum <chr>, origin <chr>, dest <chr>,
#   air_time <dbl>, distance <dbl>, hour <dbl>, minute <dbl>, time_hour <dtm>

```

- Four Different Types of Variables
  - int = integer
  - dbl = double
  - chr = character
  - dtm = date and times
- Other Types of Variables
  - lgl = logical (TRUE or FALSE)
  - fctr = factor
  - date = dates

# Basics of dplyr

- 5 Key Functions
  - `filter()` = Chooses Observations Based on Values
  - `arrange()` = Sorts Observations
  - `select()` = Chooses Variables
  - `mutate()` = Creates New Variables
  - `summarise()` = Generates Statistics From Data

# Basics of dplyr

- Function Usage
  - First, Specify the Dataset
  - Next, Specify What to Do with the Data
  - Result is a New Dataset
- Powerful When Used With `group_by()` Function

# Comparisons

- Important Operators
  - Less Than (<)
  - Greater Than (>)
  - Not Equal (!=)
  - Equal (==)
- Returns TRUE or FALSE

```
{r}
x=3
y=4
x<y
x>y
x!=y
x==y
```

```
[1] TRUE
[1] FALSE
[1] TRUE
[1] FALSE
```

# Comparisons

- Numerical Precision
  - Problem

```
> x=1/49
> y=49
> x*y==1
[1] FALSE
> near(x*y,1)
[1] TRUE
```

- Solution

```
> x*y
[1] 1
> near(x*y,1)
[1] TRUE
```



# Logical Operators

- Boolean Logic
  - And (&)
  - Or (|)
  - Not (!)

- Example 

```
> x = TRUE
> y = FALSE
> # Basic
> x&y
[1] FALSE
> x|y
[1] TRUE
> !x
[1] FALSE
>
> # Combined
> !x|!y
[1] TRUE
> !(x&y)
[1] TRUE
> !x&!y
[1] FALSE
```

# Missing Values

- Represented by NA
  - Enduring Questions
    - To Impute or Not Impute
    - To Ignore or Not Ignore
  - Handling Should Be Explained
  - Be Careful When Performing Operations on Missing Data



```
NA > 5
#> [1] NA
10 == NA
#> [1] NA
NA + 10
#> [1] NA
NA / 2
#> [1] NA
```

```

> male.age=c(NA,20,21,35,22,NA)
> female.age=c(21,NA,23,33,22,NA)
> age.data=tibble(ma=male.age,fa=female.age)
> age.data
# A tibble: 6 x 2
  ma     fa
  <dbl> <dbl>
1     NA    21
2    20     NA
3    21    23
4    35    33
5    22    22
6     NA     NA
>
> is.na(male.age)
[1] TRUE FALSE FALSE FALSE FALSE TRUE
> na.omit(age.data)
# A tibble: 3 x 2
  ma     fa
  <dbl> <dbl>
1    21    23
2    35    33
3    22    22
> mean(male.age)
[1] NA
> mean(male.age,na.rm=T)
[1] 24.5

```

# filter()

- Used to Subset Observations Based on Their Values
  - Selects Row if TRUE
  - Removes Row if FALSE
- Examples:
  - All Flights from 9/13/2018 Out of LaGuardia Airport

```
> filter(flights, month==9,day==13,origin =="LGA")
```

- All Dec. or Nov. Flights

```
> filter(flights, month==11|month==12)
```

```
> filter(flights, month %in% c(11,12))
```

# filter()

- Examples:
  - Don't Want Flights with Unusual Delays (> 120 min.)

```
> filter(flights, !(arr_delay>120 | dep_delay>120) )
```

```
> filter(flights, arr_delay <= 120, dep_delay <= 120)
```

- Want Flights with No Delays

```
> filter(flights, dep_delay==0, arr_delay==0)
```

```
> filter(flights, dep_delay==0 & arr_delay==0)
```

$!(x \& y) = !x \mid !y$

# filter()

- Examples:
  - Want Flights Missing Air Time

```
> filter(flights, is.na(air_time) )
```
  - Do not Want Flights Missing Air Time

```
> filter(flights, !is.na(air_time) )
```
  - Remove All Cases with Missing Values

```
> na.omit(flights)
```

# arrange()

- Used to Sort Observations
- Sort flights by date

```
```{r}
arrange(flights, year, month, day)
```
```

| year<br><int> | month<br><int> | day<br><int> | dep_time<br><int> | sched_dep_time<br><int> | dep_delay<br><dbl> | arr_time<br><int> |
|---------------|----------------|--------------|-------------------|-------------------------|--------------------|-------------------|
| 2013          | 1              | 1            | 517               | 515                     | 2                  | 830               |
| 2013          | 1              | 1            | 533               | 529                     | 4                  | 850               |
| 2013          | 1              | 1            | 542               | 540                     | 2                  | 923               |
| 2013          | 1              | 1            | 544               | 545                     | -1                 | 1004              |
| 2013          | 1              | 1            | 554               | 600                     | -6                 | 812               |
| 2013          | 1              | 1            | 554               | 558                     | -4                 | 740               |
| 2013          | 1              | 1            | 555               | 600                     | -5                 | 913               |
| 2013          | 1              | 1            | 557               | 600                     | -3                 | 709               |
| 2013          | 1              | 1            | 557               | 600                     | -3                 | 838               |
| 2013          | 1              | 1            | 558               | 600                     | -2                 | 753               |

# arrange()

- Sorting Experiment

```
{r}
head(arrange(flights, day, dep_time))
```

| year  | month | day   | dep_time | sched_dep_time | dep_delay | arr_time | sched_arr_time |
|-------|-------|-------|----------|----------------|-----------|----------|----------------|
| <int> | <int> | <int> | <int>    | <int>          | <dbl>     | <int>    | <int>          |
| 2013  | 7     | 1     | 1        | 2029           | 212       | 236      | 2359           |
| 2013  | 6     | 1     | 2        | 2359           | 3         | 341      | 350            |
| 2013  | 7     | 1     | 2        | 2359           | 3         | 344      | 344            |
| 2013  | 3     | 1     | 4        | 2159           | 125       | 318      | 56             |
| 2013  | 11    | 1     | 5        | 2359           | 6         | 352      | 345            |
| 2013  | 5     | 1     | 9        | 1655           | 434       | 308      | 2020           |

6 rows | 1-8 of 19 columns

```
{r}
head(arrange(flights, desc(day), dep_time))
```

| year  | month | day   | dep_time | sched_dep_time | dep_delay | arr_time | sched_arr_time |
|-------|-------|-------|----------|----------------|-----------|----------|----------------|
| <int> | <int> | <int> | <int>    | <int>          | <dbl>     | <int>    | <int>          |
| 2013  | 1     | 31    | 1        | 2100           | 181       | 124      | 2225           |
| 2013  | 1     | 31    | 4        | 2359           | 5         | 455      | 444            |
| 2013  | 1     | 31    | 7        | 2359           | 8         | 453      | 437            |
| 2013  | 7     | 31    | 10       | 2359           | 11        | 344      | 340            |
| 2013  | 1     | 31    | 12       | 2250           | 82        | 132      | 7              |
| 2013  | 12    | 31    | 13       | 2359           | 14        | 439      | 437            |

6 rows | 1-8 of 19 columns



# arrange()

- Handling NA

```
{r}
miss.data=tibble(x=c(1,1,NA,3,3,NA),
                 y=c(NA,4,NA,5,NA,7))
miss.data|
```

| x     | y     |
|-------|-------|
| <dbl> | <dbl> |
| 1     | NA    |
| 1     | 4     |
| NA    | NA    |
| 3     | 5     |
| 3     | NA    |
| NA    | 7     |

6 rows

```
{r}
arrange(miss.data,x|
```

| x     | y     |
|-------|-------|
| <dbl> | <dbl> |
| 1     | NA    |
| 1     | 4     |
| 3     | 5     |
| 3     | NA    |
| NA    | NA    |
| NA    | 7     |

```
{r}
arrange(miss.data,desc(x))|
```

| x     | y     |
|-------|-------|
| <dbl> | <dbl> |
| 3     | 5     |
| 3     | NA    |
| 1     | NA    |
| 1     | 4     |
| NA    | NA    |
| NA    | 7     |

# select()

- Used to Select Variables
- Why? Not All Variables are Created Equal
- Need to Know Variable Names

```
> names(flights)
[1] "year"           "month"          "day"
[4] "dep_time"      "sched_dep_time" "dep_delay"
[7] "arr_time"      "sched_arr_time" "arr_delay"
[10] "carrier"       "flight"         "tailnum"
[13] "origin"        "dest"           "air_time"
[16] "distance"      "hour"           "minute"
[19] "time_hour"
```

# select()

- Basic Examples

- Select Only Year, Month, Day

```
> data1=select(flights,year,month,day)
> names(data1)
[1] "year" "month" "day"
```

- Select All Variables Between dep\_time to arr\_delay

```
> data2=select(flights,dep_time:arr_delay)
> names(data2)
[1] "dep_time" "sched_dep_time"
[3] "dep_delay" "arr_time"
[5] "sched_arr_time" "arr_delay"
```

- Deselect All Variables Between dep\_time to arr\_delay

```
> data3=select(flights,-(dep_time:arr_delay))
> names(data3)
[1] "year" "month" "day"
[4] "carrier" "flight" "tailnum"
[7] "origin" "dest" "air_time"
[10] "distance" "hour" "minute"
[13] "time_hour"
```

# select()

- Select Based on Column Index

```
> length(names(flights))
[1] 19
> data4=select(flights,c(1,3,8,12))
> names(data4)
[1] "year"
[2] "day"
[3] "sched_arr_time"
[4] "tailnum"
```

- Deselect Based on Column Index

```
> length(names(flights))
[1] 19
> data5=select(flights,-c(1,3,8,12))
> names(data5)
[1] "month"
[2] "dep_time"
[3] "sched_dep_time"
[4] "dep_delay"
[5] "arr_time"
[6] "arr_delay"
[7] "carrier"
[8] "flight"
[9] "origin"
[10] "dest"
[11] "air_time"
[12] "distance"
[13] "hour"
[14] "minute"
[15] "time_hour"
```

# select()

- Select Based on Text

- starts\_with("TEXT")

```
> data6=select(flights,starts_with("dep"))  
> names(data6)  
[1] "dep_time" "dep_delay"
```

- ends\_with("TEXT")

```
> data7=select(flights,ends_with("delay"))  
> names(data7)  
[1] "dep_delay" "arr_delay"
```

- contains("TEXT")

```
> data8=select(flights,contains("ar"))  
> names(data8)  
[1] "year" "arr_time"  
[3] "sched_arr_time" "arr_delay"  
[5] "carrier"
```

- Others

# select()

- Renaming Variables
  - Can Use select()

```
> data9=select(flights,yr=year)
> names(data9)
[1] "yr"
```

- But Use rename()

```
> data10=rename(flights,yr=year)
> names(data10)
[1] "yr"           "month"
[3] "day"          "dep_time"
[5] "sched_dep_time" "dep_delay"
[7] "arr_time"     "sched_arr_time"
[9] "arr_delay"   "carrier"
[11] "flight"      "tailnum"
[13] "origin"      "dest"
[15] "air_time"    "distance"
[17] "hour"        "minute"
[19] "time_hour"
```

# select()

- Reordering Variables

```
> head(flights)
# A tibble: 6 x 19
  year month   day dep_time sched_dep_time
  <int> <int> <int>   <int>         <int>
1  2013     1     1     517           515
2  2013     1     1     533           529
3  2013     1     1     542           540
4  2013     1     1     544           545
5  2013     1     1     554           600
6  2013     1     1     554           558
# ... with 14 more variables: dep_delay <dbl>,
#   arr_time <int>, sched_arr_time <int>,
#   arr_delay <dbl>, carrier <chr>,
#   flight <int>, tailnum <chr>, origin <chr>,
#   dest <chr>, air_time <dbl>, distance <dbl>,
#   hour <dbl>, minute <dbl>, time_hour <dtm>
> data11=select(flights,dep_time,arr_time,
+               air_time,everything())
> head(data11)
# A tibble: 6 x 19
  dep_time arr_time air_time year month   day
  <int>    <int>    <dbl> <int> <int> <int>
1     517     830     227  2013     1     1
2     533     850     227  2013     1     1
3     542     923     160  2013     1     1
4     544    1004     183  2013     1     1
5     554     812     116  2013     1     1
6     554     740     150  2013     1     1
# ... with 13 more variables:
#   sched_dep_time <int>, dep_delay <dbl>,
#   sched_arr_time <int>, arr_delay <dbl>,
#   carrier <chr>, flight <int>, tailnum <chr>,
#   origin <chr>, dest <chr>, distance <dbl>,
#   hour <dbl>, minute <dbl>, time_hour <dtm>
```

# mutate()

- Used to Create New Variables
  - Creative New Metrics
  - Modify Units
  - Transform Variables
  - Unique Identifiers
  - Numeric to Categorical
  - Categorical to Numeric
- Reduced Dataset

```
```{r}
flights_sml<-select(flights,year:day,
                    starts_with("dep"),
                    starts_with("arr"),
                    distance,air_time)

head(flights_sml)
```
```

| year  | month | day   | dep_time | dep_delay | arr_time | arr_delay | distance | air_time |
|-------|-------|-------|----------|-----------|----------|-----------|----------|----------|
| <int> | <int> | <int> | <int>    | <dbl>     | <int>    | <dbl>     | <dbl>    | <dbl>    |
| 2013  | 1     | 1     | 517      | 2         | 830      | 11        | 1400     | 227      |
| 2013  | 1     | 1     | 533      | 4         | 850      | 20        | 1416     | 227      |
| 2013  | 1     | 1     | 542      | 2         | 923      | 33        | 1089     | 160      |
| 2013  | 1     | 1     | 544      | -1        | 1004     | -18       | 1576     | 183      |
| 2013  | 1     | 1     | 554      | -6        | 812      | -25       | 762      | 116      |
| 2013  | 1     | 1     | 554      | -4        | 740      | 12        | 719      | 150      |



# mutate()

- Example of mutate()

```
{r}
mutate_flights_sm1<-mutate(flights_sm1,
                           gain=arr_delay-dep_delay,
                           speed=distance/air_time*60)
head(select(mutate_flights_sm1,gain,speed,everything()))
```

| gain<br><dbl> | speed<br><dbl> | year<br><int> | month<br><int> | day<br><int> | dep_time<br><int> | dep_delay<br><dbl> | arr_time<br><int> | arr_delay<br><dbl> |
|---------------|----------------|---------------|----------------|--------------|-------------------|--------------------|-------------------|--------------------|
| 9             | 370.0441       | 2013          | 1              | 1            | 517               | 2                  | 830               | 11                 |
| 16            | 374.2731       | 2013          | 1              | 1            | 533               | 4                  | 850               | 20                 |
| 31            | 408.3750       | 2013          | 1              | 1            | 542               | 2                  | 923               | 33                 |
| -17           | 516.7213       | 2013          | 1              | 1            | 544               | -1                 | 1004              | -18                |
| -19           | 394.1379       | 2013          | 1              | 1            | 554               | -6                 | 812               | -25                |
| 16            | 287.6000       | 2013          | 1              | 1            | 554               | -4                 | 740               | 12                 |

- Example of transmute()

```
{r}
transmute_flights_sm1<-transmute(flights_sm1,
                                  gain=arr_delay-dep_delay,
                                  speed=distance/air_time*60)
head(select(transmute_flights_sm1,gain,speed,everything()))
```

| gain<br><dbl> | speed<br><dbl> |
|---------------|----------------|
| 9             | 370.0441       |
| 16            | 374.2731       |
| 31            | 408.3750       |
| -17           | 516.7213       |
| -19           | 394.1379       |
| 16            | 287.6000       |

# mutate()

dep\_time, arr\_time

Actual departure and arrival times (format HHMM or HMM), local tz.

- Plethora of Examples
  - Basic and Modular Arithmetic

```
```{r}
flights1=transmute(flights,
  dep_time,
  hour=dep_time%%100,
  minute=dep_time%%100)
flights1
```
```

| dep_time<br><int> | hour<br><dbl> | minute<br><dbl> |
|-------------------|---------------|-----------------|
| 517               | 5             | 17              |
| 533               | 5             | 33              |
| 542               | 5             | 42              |

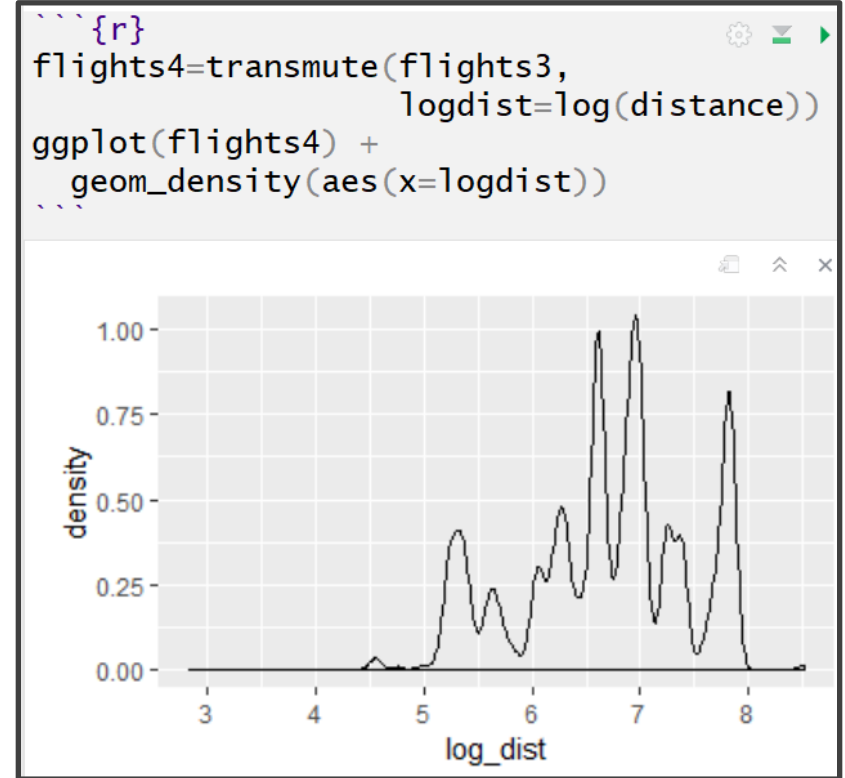
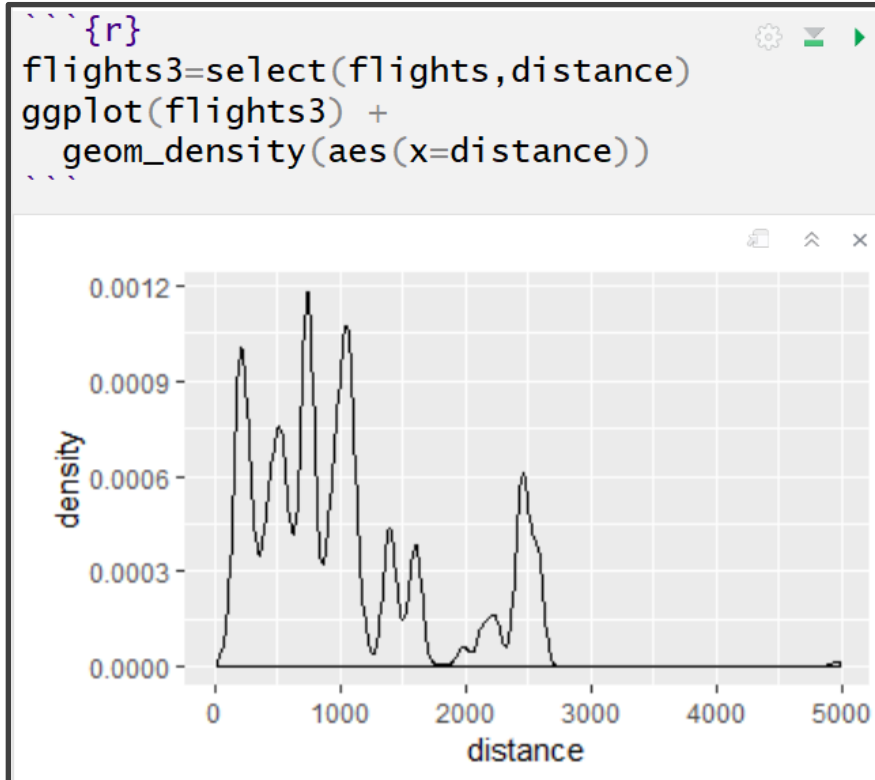
$$\begin{aligned} 517 &= 100 * 5 + 17 \\ &= 100 * (517 \% \% 100) + (517 \% \% 100) \end{aligned}$$

```
```{r}
flights2=transmute(flights1,|
  dep_time,
  hour,
  minute,
  hrs_since_midnight=hour+minute/60)
flights2
```
```

| dep_time<br><int> | hour<br><dbl> | minute<br><dbl> | hrs_since_midnight<br><dbl> |
|-------------------|---------------|-----------------|-----------------------------|
| 517               | 5             | 17              | 5.283333                    |
| 533               | 5             | 33              | 5.550000                    |
| 542               | 5             | 42              | 5.700000                    |

# mutate()

- Plethora of Examples
  - Nonlinear Transformation

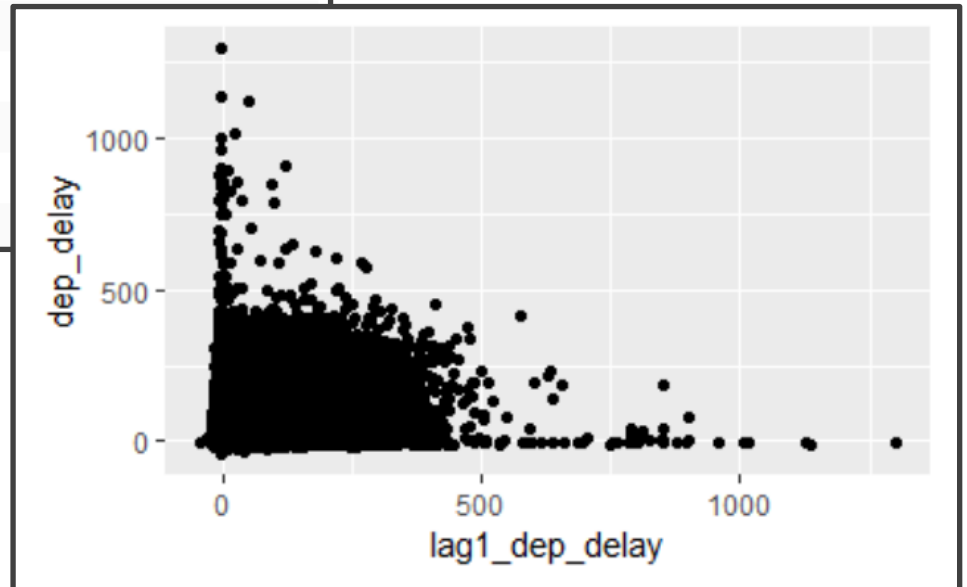


# mutate()

- Plethora of Examples
  - Offsets: lead() and lag()

```
{r}
flights5=transmute(flights,
  dep_delay,
  lag1_dep_delay=lag(dep_delay))
flights5
```

| dep_delay<br><dbl> | lag1_dep_delay<br><dbl> |
|--------------------|-------------------------|
| 2                  | NA                      |
| 4                  | 2                       |
| 2                  | 4                       |
| -1                 | 2                       |
| -6                 | -1                      |
| -4                 | -6                      |



# mutate()

- Plethora of Examples
  - Cumulative and Rolling Aggregates

- cumsum()
- cumprod()
- cummin()
- cummax()
- cummean()

```
{r}
flights6<-transmute(filter(flights,origin=="LGA",
                           dest=="CLE",carrier=="UA"),dep_delay,
                    rollsum_dep_delay=cumsum(dep_delay))
flights6
```

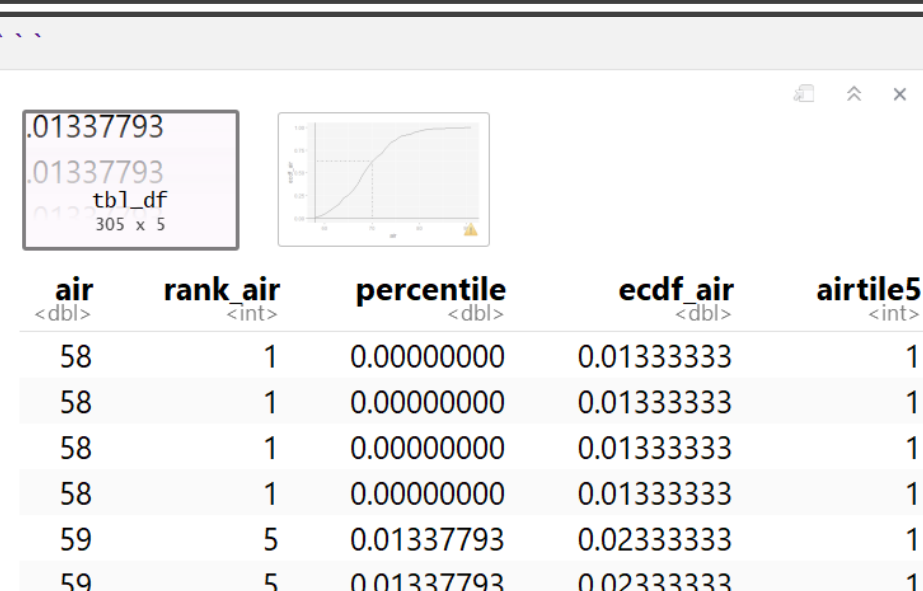
| dep_delay<br><dbl> | rollsum_dep_delay<br><dbl> |
|--------------------|----------------------------|
| 0                  | 0                          |
| -1                 | -1                         |
| 4                  | 3                          |
| 3                  | 6                          |
| -6                 | 0                          |
| -5                 | -5                         |

# mutate()

- Plethora of Examples
  - Ranking
    - min\_rank()
    - percent\_rank()
    - cume\_dist()
    - ntile()

```
{r}
options(scipen=999)
flights7<-arrange(transmute(filter(flights,
  origin=="LGA",dest=="CLE",
  carrier=="UA"),air=air_time,
  rank_air=min_rank(air_time),
  percentile=percent_rank(air_time),
  ecdf_air=cume_dist(air_time),
  airtile5=ntile(air,5)),
  air)
```

flights7



| air<br><dbl> | rank_air<br><int> | percentile<br><dbl> | ecdf_air<br><dbl> | airtile5<br><int> |
|--------------|-------------------|---------------------|-------------------|-------------------|
| 58           | 1                 | 0.00000000          | 0.01333333        | 1                 |
| 58           | 1                 | 0.00000000          | 0.01333333        | 1                 |
| 58           | 1                 | 0.00000000          | 0.01333333        | 1                 |
| 58           | 1                 | 0.00000000          | 0.01333333        | 1                 |
| 59           | 5                 | 0.01337793          | 0.02333333        | 1                 |
| 59           | 5                 | 0.01337793          | 0.02333333        | 1                 |

# Information

- Tutorial 3
  - Practice
    - filter()
    - arrange()
    - select()
    - mutate()
  - Introduced
    - Piping %>%
    - group\_by()
    - summarize()